"PREMIER WORLD-WIDE ARCADE GAME DESIGNER"

CAPCOM® USA

3303 Scott Blvd.
Santa Clara, CA 95054

Game counselors available 8 a.m. to 5 p.m. (408) 727-1665

Printed in Japan

EmuMovies



©The Walt Disney Company.

NES-RU-USA★

CAPCOM® USA

Disney's CHIP 'N DALE RESCUE RANGERS

INSTRUCTION MANUAL

Adventures in The Magic Kingdom

Help Mickey Mouse find the six silver keys to the Enchanted Castle. They can be found on the wildest rides in the Magic Kingdom! Take off on Space Mounatin, explore the Haunted Mansion, and challenge the Pirates of the Caribbean in this action-packed adventure from Disney!



CAPCOM® USA

Licensed for play on the Nintendo Entertainment System ©The Walt Disney Company

A special message from CAPCOM

Thank you for selecting Disney's Chip 'n Dale RESCUE RANGERS... One of our exclusive family of computer/home video games. We at CAPCOM are proud to bring you this exciting, action-packed adventure game for your Nintendo Entertainment System.

RESCUE RANGERS, created by CAPCOM... a premier world-wide arcade game designer... features colorful state-of-the-art high resolution graphics.

We hope you enjoy this new addition to your video game library.

Very truly yours,

Joe Morici
Vice President
CAPCOM, U.S.A.

Official Nintendo Seal of Quality

THIS OFFICIAL SEAL IS YOUR ASSURANCE THAT NINTENDO® HAS REVIEWED THIS PRODUCT AND THAT IT HAS MET OUR STANDARDS FOR EXCELLENCE IN WORKMANSHIP, RELIABILITY AND ENTERTAINMENT VALUE. ALWAYS LOOK FOR THIS SEAL WHEN BUYING GAMES AND ACCESSORIES TO ENSURE COMPLETE COMPATIBILITY WITH YOUR NINTENDO ENTERTAINMENT SYSTEM®.

Licensed by Nintendo® for Play on the Nintendo ENTERTAINMENT SYSTEM®

Nintendo recommends against using a rear projection television with your NES as image retention on the screen may occur.

Nintendo and Nintendo Entertainment Systems are registered trademarks of Nintendo of America Inc.

TABLE OF CONTENTS

A Special Message from CAPCOM 3
Table of Contents 4
Safety Precautions 5
Getting Started 7
Controlling Chip or Dale ..... 8 & 9
Special Items ..... 10 &11
Rescue Rangers Story 12
Chip 'n' Dale Friends 13
Enemy Characters ..... 14 &15
Craze Club Offer 16
Compliance with FCC 17
90-Day Limited Warranty 18

SAFETY PRECAUTIONS

Please take time to read the important instructions in this booklet. Observing the step-by-step instructions and complying with the warnings will be your personal guarantee to greater game satisfaction over a long period of time.

SAFETY PRECAUTIONS

1. **Avoid subjecting this high precision GAME PAK to extreme temperature variances. Store at room temperature.**
2. **Do avoid touching terminal connectors. Keep clean by inserting GAME PAK in protective storage case.**
3. **Never attempt to disassemble your GAME PAK.**
4. **Use of thinners, solvents, benzene, alcohol and other strong cleaning agents can damage the GAME PAK.**
5. **For best results, play the game a distance away from your television set.**
6. **Pause for 10-20 minutes after 2 hours or more of continuous game playing. This will extend the performance of your GAME PAK.**

©1990 The Walt Disney Company

GETTING STARTED

1. Insert the RESCUE RANGERS cartridge and turn on your Nintendo Entertainment System. The title page will appear and you may choose one or two players. If you wish to play only one character, you can choose to be either Chip or Dale. Press **START** to make your selection.

2. The story will begin here. Chip, Dale, Gadget, Monterey Jack and Zipper are discussing their new case. To move the conversation along, press **A**. If you wish to move past the dialog, press **START.**

3. The game will begin at this point, and your character(s) will begin the first level.

CONTROLLING CHIP OR DALE

The controls for the RESCUE RANGERS are quite simple, but true mastery takes both practice and skill.

Pushing **RIGHT** and **LEFT** on the controller moves the character right or left. This works even when he is jumping or falling. Rember this! It is a very important feature.

Press **A** to jump. Press **B** to pick up objects. Pressing **B** while holding objects allows you to throw them right or left. You can throw objects upwards by pressing **UP** on the control pad when you press **B**.

Press **DOWN** to make character duck down.

CHIP

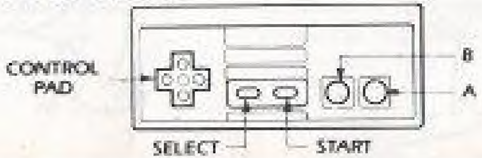

DALE

CONTROLLING CHIP OR DALE

If you press **DOWN** on the control pad while you are holding a box, you can "hide" in the box until an enemy touches it. If this happens, you will defeat that enemy and lose the box you were holding. NOTE: this will not work against all enemies!

Press **DOWN** on the control pad and **A** together and you will jump down.

Pressing **SELECT** shows: which player(s) have been selected, the amount of Flowers and Stars that have been collected, and how many characters are left for the player(s).

Pressing **START** pauses the game.

Each player starts with three hearts per character. When a player is damaged (loses a heart), he will be invulnerable for a moment. Take advantage of this time to get by a tough situation.

SPECIAL ITEMS

The following items are found throughout the game:

Flowers- Collect as many of these as you can! For every 50 flowers you collect, a 1-up star appears.

Stars- For every 10 stars collected, a 1-up star appears.

1-Up Star- When touched by a player, you get one extra character.

SPECIAL ITEMS

Acorns- Gives an extra heart to the player.

Crates- Use these to hide in or throw towards enemies. Some enemies require more than one box to be defeated.

Steel Boxes- These can be used to stack on top of each other to enable the player to jump higher than normal.

Black Balls- Player must throw these quickly!

THE RESCUE RANGERS STORY

The RESCUE RANGERS have been assembled once again to help a friend in need. Their neighbor Mandy has lost her kitten, and she doesn't know where to begin looking. There have been some unusual sightings in town of mechanical bulldogs and robotic rats. Can the Rescue Ranger's enemy, Fat Cat be up to his old tricks again?

CHIP 'N DALE FRIENDS

Gadget- She scouts ahead and leaves inventions and clues to help the RESCUE RANGERS.

Monterey Jack- "Monty" helps Chip and Dale find secret doors and pathways.

Zipper- When Zipper flies ahead, no harm will come to the RESCUE RANGERS.

ZIPPER

MONTEREY JACK

GADGET

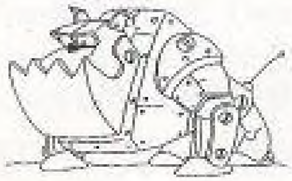

Mechanical Bulldogs and **Robotic Rats**- Don't get too close to these walking tin cans!

Buzzer- Beware of the stinger on this bad bee.

Buzzbomb- Buzzer's quick-tempered cousin.

Popper Mouse- Watch out for his party favors.

Racquet Roo- This kangaroo launches tennis balls.

Ditz- These crazy looking characters can turn into Chip or Dale.

Hawk Bomber- This bird of prey drops explosive charges.

Rhino Runner- Look out for this charging brute.

Wart- This nasty lizard throws his hat your way.

Fat Cat- The big Boss Man in town.

Join The Official Capcom Craze Club!

Don't delay. If you're wild about our games, become a member of the Capcom Craze Club today! Send your money order or check for $3.95 with this coupon to:

Poster (check one)
- ❑ *DuckTales*
- ❑ *MegaMan*
- ❑ *Rescue Rangers*
- ❑ *Code Name: Viper*

Capcom U.S.A., Inc.
3303 Scott Blvd.
Santa Clara, CA. 95054

Name _____ Phone _____

Address _____ Age of Player _____

City _____ State _____ Zip _____

Welcome to the Club!

COMPLIANCE WITH FCC REGULATIONS

This equipment generates and uses radio frequency energy and if not installed and used properly, that is, in strict accordance with the manufactures' instructions, may cause interference to radio and television reception. It has been type tested and found to comply with the limits for a Class B computing device in accordance with the specifications in Subpart J of Part 15 of FCC Rules, which are designed to provide resonable protection against such interference in a residential installation. However, there is no guarantee that interference to radio or television reception, which can be determined by turning the equipment off and on, the user is encouraged to try to correct the interference by one or more of the following measures:

- Reorient the receiving antenna
- Relocate the NES with respect to the receiver
- Move the NES away from the receiver
- Plug the NES into a different outlet so that NES and receiver are on different circuits.

If necessary, the user should consult the dealer or any experienced radio/television technician for additional suggestions. The user may find the following booklet prepared by the Federal Communications Commission helpful:

How to identify and Resolve Radio-TV Interference Problems.
This booklet is available from the U.S. Government Printing Office, Washington, D.C. 20402, Stock No. 004-000-00345-4.

90-DAY LIMITED WARRANTY

90-DAY LIMITED WARRANTY

CAPCOM U.S.A., Inc. ("Capcom") warrants to the original consumer that this Capcom Game Pak ("PAK") shall be free from defects in material and workmanship for a period of 90 days from date of purchase. If a defect covered by this warranty occurs during this 90-day warranty period, Capcom will repair or replace the PAK, at its option, free of charge.

To receive this warranty service:

1. DO NOT return your defective Game Pak to the retailer.
2. Notify the Capcom Consumer Service Department of the problem requiringwarranty service by calling: Outside California State (800) 843-4632, or inside California State call (408)727-0400. Our Consumer Service Department is in operation from 8:00 A.M. to 5:00 P.M. Pacific Time, Monday through Friday.
3. If the Capcom service technician is unable to solve the problem by phone, he will provide you with a return Authorization number. Simply record this number on the outside packaging of your defective PAK, and return your PAK freight prepaid, at your risk of damage, together with your sales slip or similiar proof-of-purchase within the 90-day warranty period to:

CAPCOM U.S.A., Inc.
Consumer Service Department
3303 Scott Boulevard
Santa Clara, CA 95054

This warranty shall not apply if the Pak has been damaged by negligence, accident, unreasonable use, modification, tampering, or by other causes unrelated to the defective materials or workmanship.

REPAIRS AFTER EXPIRATION OF WARRANTY:

If the PAK develops a problem after the 90-day warranty period, you may contact the Capcom Consumer Service Department at the phone number noted previously. If the Capcom service technician is unable to solve the problem by phone, he may provide you with a Return Authorization number. You may then record this number on the outside packaging of the Defective PAK and return the defective PAK freight prepaid to Capcom, enclosing a check or money order for $10.00 payable to CAPCOM U.S.A., Inc. Capcom will at its option, subject to the conditions above, repair the PAK or replace it with a new or repaired PAK. If replacement PAKS are not available, the defective PAK will be returned and the $10.00 payment refunded.

WARRANTY LIMITATIONS:

ANY APPLICABLE IMPLIED WARRANTIES, INCLUDING WARRANTIES OF MERCHANTABILITY AND FITNESS FOR A PARTICULAR PURPOSE, ARE HEREBY LIMITED TO NINETY DAYS FROM THE DATE OF PURCHASE AND ARE SUBJECT TO THE CONDITIONS SET FORTH HEREIN. IN NO EVENT SHALL CAPCOM BE LIABLE FOR CONSEQUENTIAL OR INCIDENTAL DAMAGES RESULTING FROM THE BREACH OF ANY EXPRESS OR IMPLIED WARRANTIES.

The provisions of this warranty are valid in the United States only. Some states do not allow limitations on how long an implied warranty lasts or exclusions of consequential or incidental damages, so the above limitations and exclusions may not apply to you. This warranty gives you specific legal rights, and you may have other rights which vary from state to state.

Now... the Major Motion Picture Willow is available for your Nintendo Entertainment System!

Travel back to a time of sorcery and magic when the evil queen Bavmorda ruled the land under a reign of terror. You must face the deadly challenge of mysterious forests and villages while battling the Queen's Nockmaar army.

CAPCOM® USA

00611